

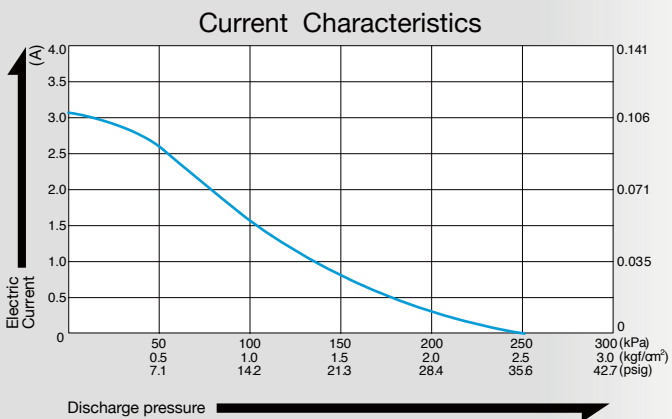
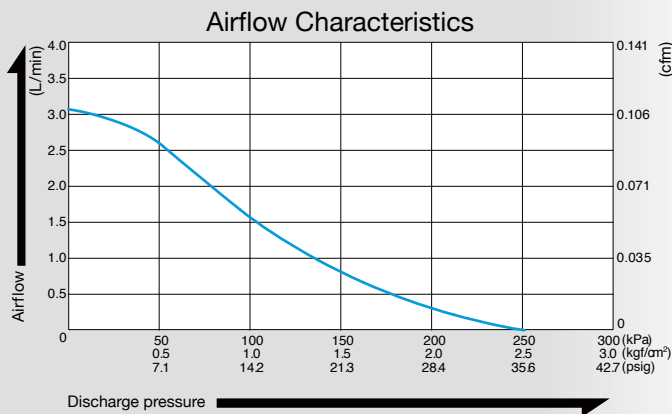
Compressor

Model **DPA0105-X1**

Brushless DC Motor 12 V DC



Airflow & Power Consumption




Specifications

Free Air Displacement	2.8 L/min 0.099 cfm
Rated Voltage	12 V DC
Maximum Pressure	220 kPa (2.2 kgf/cm ²) 2.2 bar 31.3 psig
Maximum Current	1.4 A
Duty Cycle	Continuous
Working Pressure Range	0 to 100 kPa (0 to 1 kgf/cm ²) 0 to 1 bar 0 to 14.2 psig
Rated Performance (MTTF)	5,000 hours
Inlet	5 mm O.D. straight barb
Outlet	5 mm O.D. straight barb
Coil Insulation Class	A or its equivalent (JETL)
Mounting Dimensions	32 (L) x 27.5 (W) mm 1-9/32" (L) x 1-5/64" (W)
Weight	0.3 kg 0.66 Lbs.
Leadwire Length	360 mm 14-11/64"

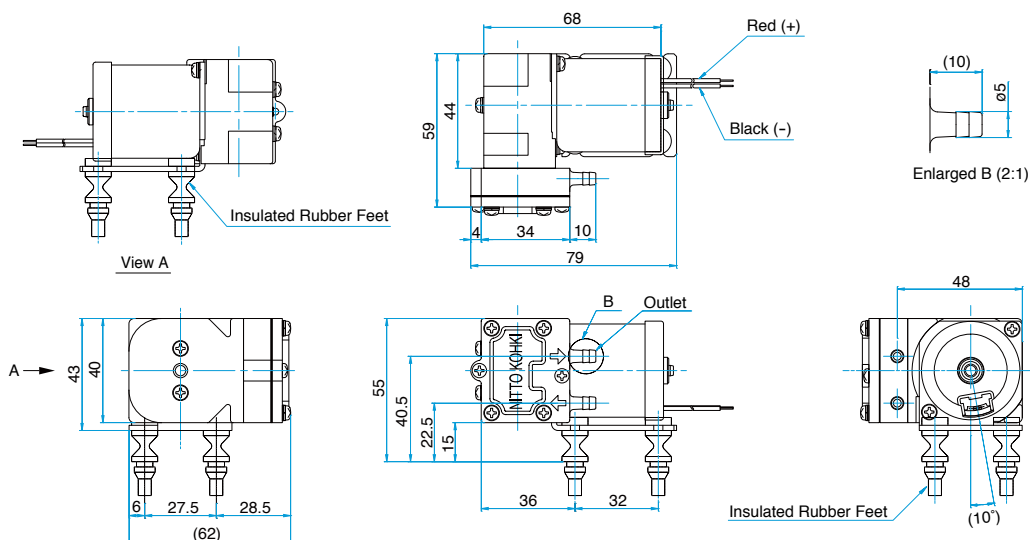
Please read the page of "How to Use This Catalog" first for correct use of compressors and pumps.

Application Examples

Vending Machines



Dimensional Outline Drawing (Unit: mm)



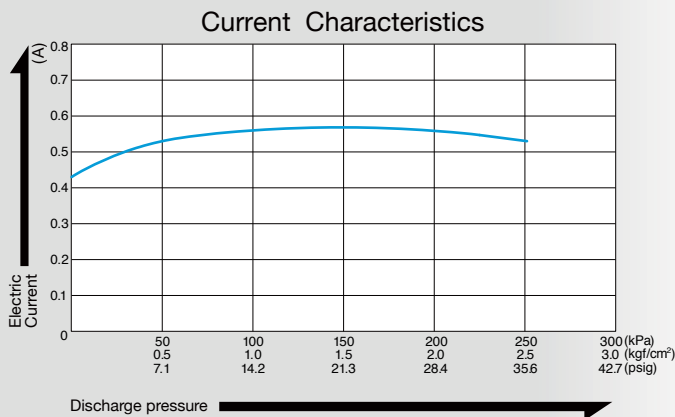
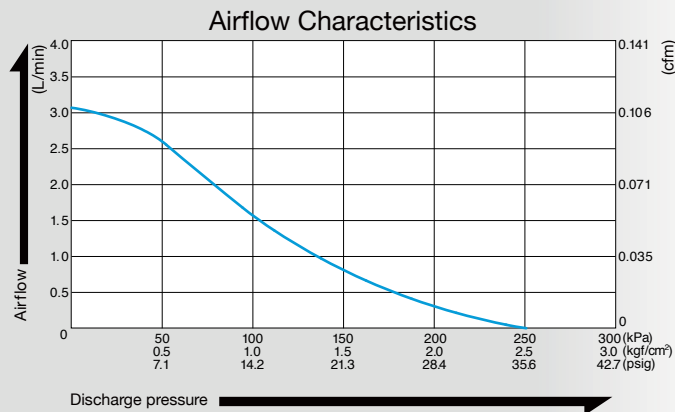
Compressor

Model **DPA0105-Y1**

Brushless DC Motor 24 V DC



Airflow & Power Consumption




Specifications

Free Air Displacement	2.8 L/min 0.099 cfm
Rated Voltage	24 V DC
Maximum Pressure	220 kPa (2.2 kgf/cm ²) 2.2 bar 31.3 psig
Maximum Current	0.7 A
Duty Cycle	Continuous
Working Pressure Range	0 to 100 kPa (0 to 1 kgf/cm ²) 0 to 1 bar 0 to 14.2 psig
Rated Performance (MTTF)	5,000 hours
Inlet	5 mm O.D. straight barb
Outlet	5 mm O.D. straight barb
Coil Insulation Class	A or its equivalent (JETL)
Mounting Dimensions	32 (L) x 27.5 (W) mm 1-9/32" (L) x 1-5/64" (W)
Weight	0.3 kg 0.66 Lbs.
Leadwire Length	360 mm 14-11/64"

Please read the page of "How to Use This Catalog" first for correct use of compressors and pumps.

Application Examples

Vending Machines



Dimensional Outline Drawing (Unit: mm)

