



SP 620 EC Liquid

The pumps listed on this data sheet represent a cross-section of the large number of possibilities for each pump type. Based on our modular pump design, all pumps can be customised exactly to meet the needs of your application - within days and at standard pricing. Please contact us for details.



SP 620 EC-L
iron core motor
with ball bearings



SP 620 EC-LC-L
iron core motor
with sintered bearings

Product Features

- Chemical resistant versions available
- Small size and low weight
- Suitable for any mounting orientation
- Oil-free, maintenance-free
- Self-priming
- Low vibration and sound level

Typical Applications

- Fuel cells
- Kidney dialysis
- Laboratory analysis
- Pipetting
- Cleaning and disinfection
- Inkjet printing



SP 620 EC Liquid

TYPE	SP 620 EC-L		SP 620 EC-LC-L	
Operating Voltage [Vdc]	12	24	12	24
Art. No.	7s57300	7s57301	7s57302	7s57303
max. Nominal Current [mA]	800	400	900	500
PERFORMANCE				
max. Flow [ml/min]	710	710	780	780
max. Pressure [m H ₂ O]	15	15	10	10
max. Suction Height [m H ₂ O]	-9	-9	-8	-8
max. Vacuum (dry) [mbar]	-600	-600	-600	-600
MOTOR				
Standard Motor	iron core		iron core	
Standard Bearings	ball bearings		sintered bearings	
Motor Connection	2 wires	soldering lugs / flat connectors	soldering lugs	soldering lugs / flat connectors
Optional Motor	n/a		n/a	
Optional Bearings	sintered bearings		n/a	
MATERIALS				
Standard Pump Head	PPS			
Optional Pump Head	customer specific (upon request)			
Standard Diaphragm	EPDM			
Optional Diaphragm	FKM / FFKM / PTFE			
Standard Valves	EPDM			
Optional Valves	FKM / FFKM / customer specific (upon request)			
Standard Gaskets	EPDM			
Optional Gaskets	FKM / FFKM / customer specific (upon request)			
HYDRAULIC CONNECTION				
Standard Connectors	barbed connectors			
Optional Connectors	n/a			
DIMENSIONS + WEIGHT				
Dimensions [mm] W x H x L	31 x 51 x 81,5		31 x 51 x 76,3	
Weight [g]	190		170	

Flow values are subject to the standard conditions specified in DIN 1343. The use of other materials may cause deviations in performance values.

The technical data shown on this data sheet represents the typical mean values achieved by the products in our standard testing procedure.

All data provided is for information only and does not represent production values.

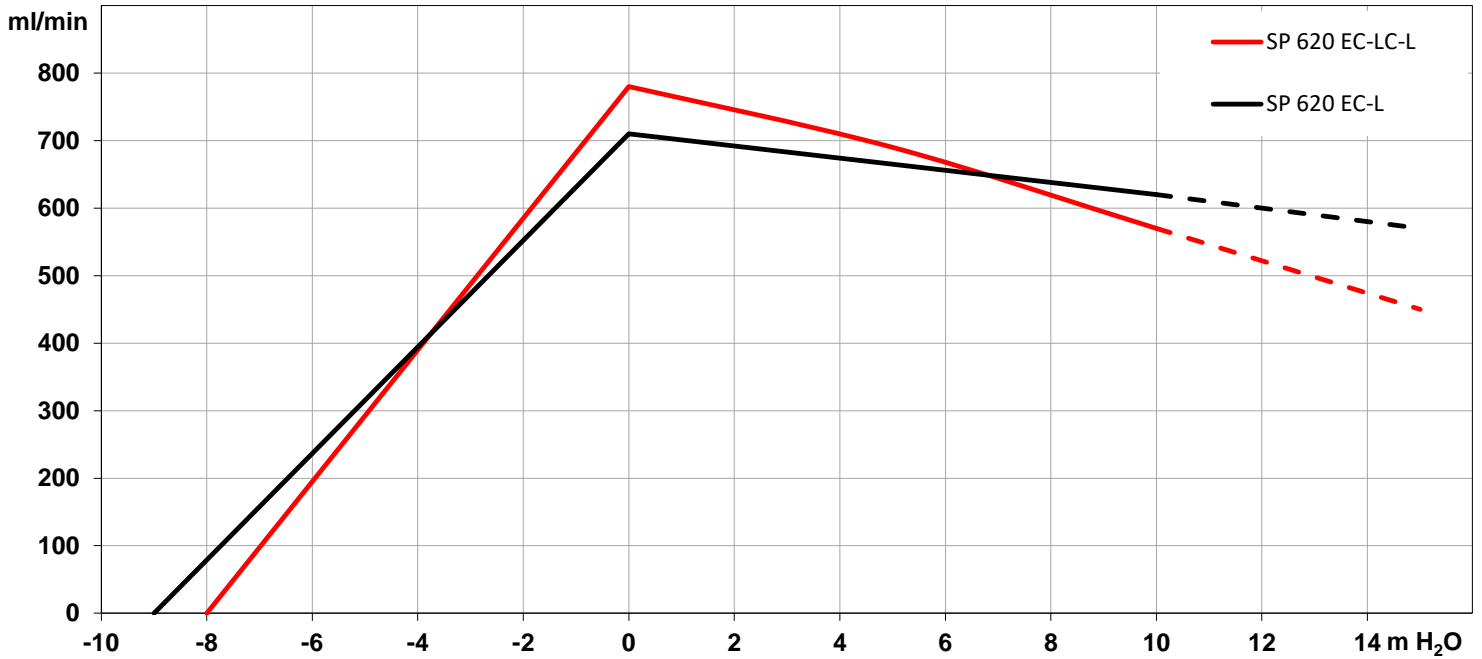
Standard products are subject to change without notice.

12.06.2021

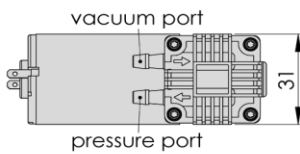
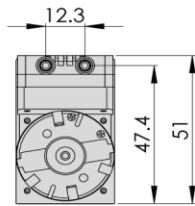
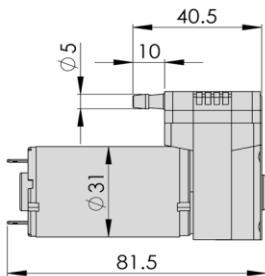


SP 620 EC Liquid

PERFORMANCE DIAGRAM | SP 620 EC-L ▪ SP 620 EC-LC-L



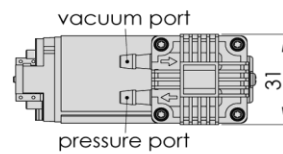
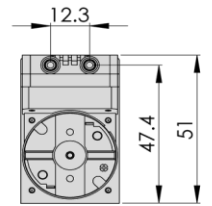
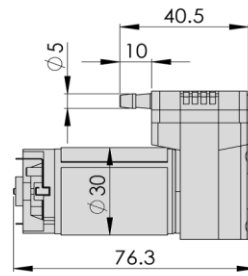
DRAWING | SP 620 EC-L



3D CAD Data:

- ▶ Download STEP
- ▶ Download IGES

DRAWING | SP 620 EC-LC-L



3D CAD Data:

- ▶ Download STEP
- ▶ Download IGES

Drawing shows standard orientation of pneumatic connectors (3 alternative orientations possible).

You can also download the 3D CAD files from the SP website: ▶ www.schwarzer.com/download

All data provided is for information only and does not represent production values.

Standard products are subject to change without notice.

12.06.2021